

Large-size trimless recessed luminaire



Simple MAX R50 D300 45W 830
ze11009011



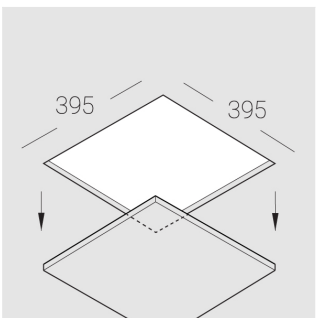
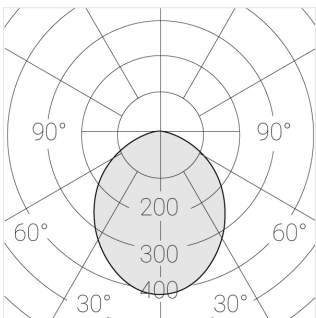
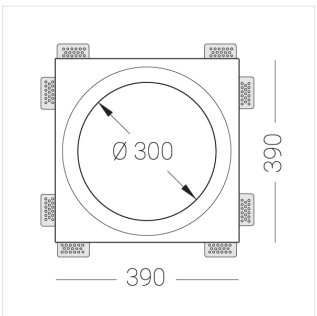
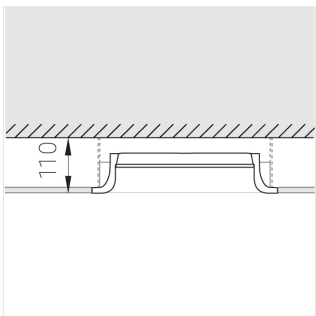

220-240 V



IP20

Ra >80

MAC 3



Complectation

Body	1
LED module	1
Conrol gear	1
Fastener	8
Screw x6	16
Screw self-tapping	16
Washer D5	20
Suction Cup	2
Bracket	4
Screw M5x8	4

Dimming by TRIAC accessible on request

The manufacturer reserves the right to change the configuration of the LED luminaire.

Specifications

Measurements:	390x390x100 mm
Net weight:	6.91 kg
Round	
Body:	Gypsum
Illuminant:	LED
Electrical safety class:	II
Degree of protection:	IP20
Rated power:	44.5 w
Luminaire luminous flux*:	4516 lm
Light output*:	101 lm/w
Colorful temperature*:	3000 K
Color rendering index*:	Ra >80
Color temperature stability*:	MAC 3
cos *:	0.95
PRA:	LC 45W 500-1400mA flexC SR EXC

All parameters marked with * are calculated values.
Zenith uses tried and tested components from leading suppliers.
However, it is possible for some LED technology-related faults to occur over the life of the product.
** — the manufacturer reserves the right to replace the power supply with a similar one with the same characteristics.