

Large-size trimless recessed luminaire

zenit

Luno MAX C85 D300 45W 940

ze11009035



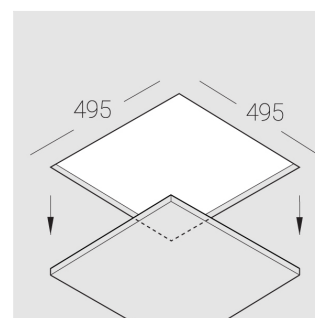
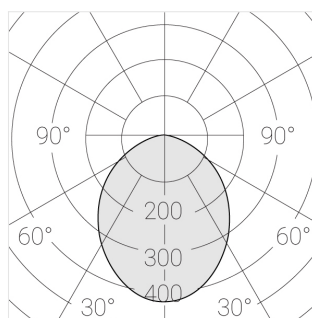
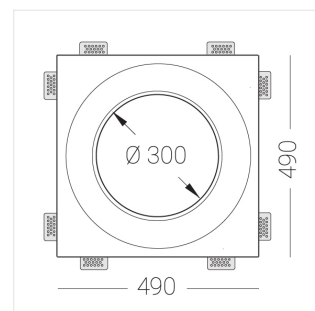
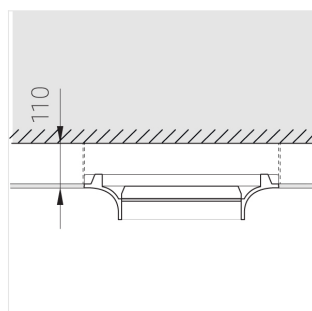
220-240 V



IP20

Ra >90

MAC 3



Complectation

| | |
|--------------------|----|
| Body | 1 |
| LED module | 1 |
| Control gear | 1 |
| Fastener | 8 |
| Screw x6 | 16 |
| Screw self-tapping | 16 |
| Washer D5 | 20 |
| Suction Cup | 2 |
| Bracket | 4 |
| Screw M5x8 | 4 |

Dimming by TRIAC accessible on request

The manufacturer reserves the right to change the configuration of the LED luminaire.

Specifications

| | |
|-------------------------------|--------------------------------|
| Measurements: | 490x490x123 mm |
| Net weight: | 8.53 kg |
| Round | |
| Body: | Gypsum |
| Illuminant: | LED |
| Electrical safety class: | II |
| Degree of protection: | IP20 |
| Rated power: | 44.5 w |
| Luminaire luminous flux*: | 4107 lm |
| Light output*: | 92.00 lm/w |
| Colorful temperature*: | 4000 K |
| Color rendering index*: | Ra >90 |
| Color temperature stability*: | MAC 3 |
| cos *: | 0.95 |
| PRA: | LC 45W 500-1400mA flexC SR EXC |

All parameters marked with * are calculated values.
Zenith uses tried and tested components from leading suppliers.
However, it is possible for some LED technology-related faults to occur over the life of the product.

** — the manufacturer reserves the right to replace the power supply with a similar one with the same characteristics.