

Suspension luminaire



Liny Q RAL L600 8W 930 DW
ze34001529



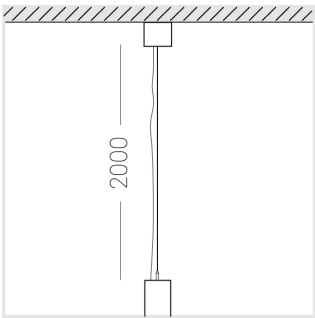
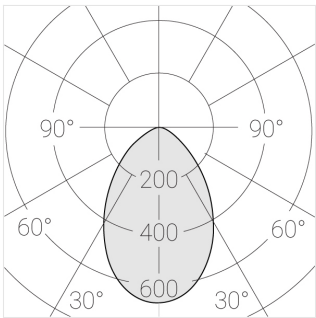
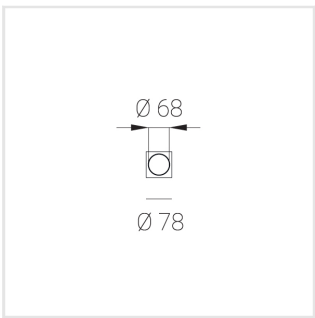
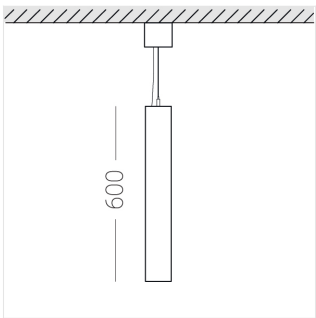

220-240 V



IP20

Ra >90

MAC 3



Complectation

Body	1
LED module	1
Control gear	1
Ceiling attachment	1
Suspension cord	1
Cable	1

Dimming by TRIAC accessible on request

The manufacturer reserves the right to change the configuration of the LED luminaire.

Specifications

Measurements:	78x78x600; 78x78x65 mm
Net weight:	2.75 kg
Tube square	
Body:	Gypsum
Illuminant:	LED
Electrical safety class:	I
Degree of protection:	IP20
Rated power:	8.1 w
Luminaire luminous flux*:	438 lm
Light output*:	54.00 lm/w
Colorful temperature*:	3000 K
Color rendering index*:	Ra >90
Color temperature stability*:	MAC 3
cos *:	0.95
PRA:	LC 10/150-400/40 bDW SC PRE2

All parameters marked with * are calculated values.
Zenith uses tried and tested components from leading suppliers.
However, it is possible for some LED technology-related faults to occur over the life of the product.
** — the manufacturer reserves the right to replace the power supply with a similar one with the same characteristics.