

Large-size trimless recessed luminaire

Zenit

Simple MAX R50 D300 45W 830

ze11009011



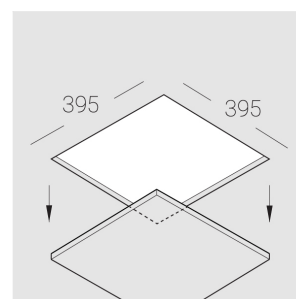
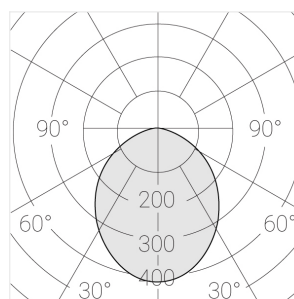
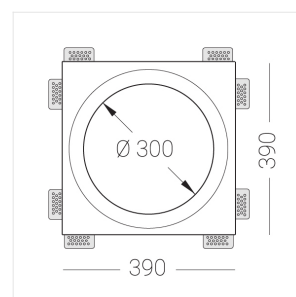
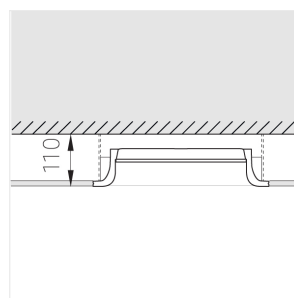

220-240 V



IP20

Ra >80

MAC 3



Complectation

| | |
|--------------------|----|
| Body | 1 |
| LED module | 1 |
| Control gear | 1 |
| Fastener | 8 |
| Screw x6 | 16 |
| Screw self-tapping | 16 |
| Washer D5 | 20 |
| Suction Cup | 2 |
| Bracket | 4 |
| Screw M5x8 | 4 |

Dimming by TRIAC accessible on request

Specifications

| | |
|-------------------------------|--------------------------------|
| Measurements: | 390x390x100 mm |
| Net weight: | 6.91 kg |
| Round | |
| Body: | Gypsum |
| Illuminant: | LED |
| Electrical safety class: | II |
| Degree of protection: | IP20 |
| Rated power: | 44.5 w |
| Luminaire luminous flux*: | 4516 lm |
| Light output*: | 101 lm/w |
| Colorful temperature*: | 3000 K |
| Color rendering index*: | Ra >80 |
| Color temperature stability*: | MAC 3 |
| cos *: | 0.95 |
| PRA: | LC 45W 500-1400mA flexC SR EXC |

All parameters marked with * are calculated values. Zenith uses tried and tested components from leading suppliers. However, it is possible for some LED technology-related faults to occur over the life of the product.