

Trimless recessed luminaire

Twins Q R25 16W 927 DW
ze11010103



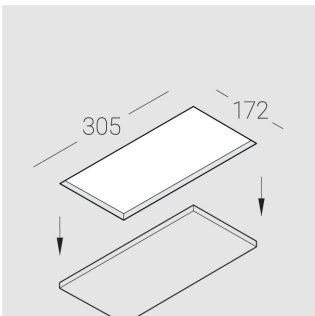
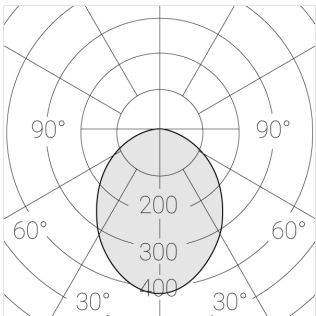
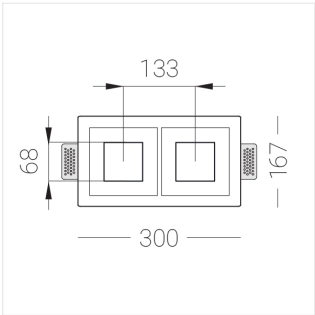
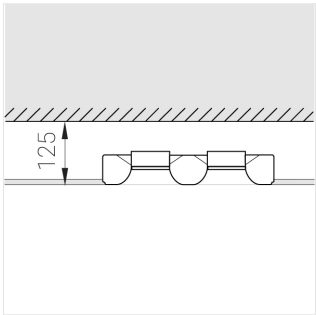
220-240 V



IP20

Ra >90

MAC 3



Complectation

| | |
|--------------------|---|
| Body | 1 |
| LED module | 2 |
| Conrol gear | 1 |
| Fastener | 2 |
| Screw x6 | 4 |
| Screw self-tapping | 2 |
| Washer D5 | 4 |
| Suction Cup | 1 |

Dimming by TRIAC accessible on request

The manufacturer reserves the right to change the configuration of the LED luminaire.

Specifications

| | |
|-------------------------------|------------------------------|
| Measurements: | 300x167x70 mm |
| Double | |
| Body: | Gypsum |
| Illuminant: | LED |
| Electrical safety class: | II |
| Degree of protection: | IP20 |
| Rated power: | 15 w |
| Luminaire luminous flux*: | 1031 lm |
| Light output*: | 72 lm/w |
| Colorful temperature*: | 2700 K |
| Color rendering index*: | Ra >90 |
| Color temperature stability*: | MAC 3 |
| cos *: | 0.97 |
| PRA: | LC 17/250-700/50 bDW SC PRE2 |

All parameters marked with * are calculated values.
Zenith uses tried and tested components from leading suppliers.
However, it is possible for some LED technology-related faults to occur over the life of the product.

** — the manufacturer reserves the right to replace the power supply with a similar one with the same characteristics.